

Men Over 60s,65s,70s,75s

MASTERS WORLD CUP TOKYO 2022



INFORMATION PACK v1
OI HOCKEY STADIUM 19-29 OCTOBER 2022

INTRODUCTION

Welcome from Japan Hockey Association

On behalf of Japan Hockey, I would like to extend a warm welcome to all participating nations of the Masters World Cup. We are delighted to have been given the opportunity to host the World Masters Hockey (WMH) World Cup by WMH and preparations are going well in the countdown to 19th October 2022, which is fast approaching. We are committed to making the event athlete-centred, giving the teams the best possible experience whilst in Tokyo, but hope you will also find time to enjoy your time in this wonderful City. We hope that your preparations go well over the coming weeks and if you require any assistance at any stage, please do not hesitate to contact us.

We are really looking forward to welcoming you to Tokyo.

Junichi Sekiya
President
Masters JHA



Oi Hockey Stadium
Home of the Tokyo 2020 Olympic Hockey



INTRODUCTION - 3

Key Dates

Event	Date	Location	Time
Tournament Director Pre-Event Information	Sep (TBC)	OHS (TBC)	0:00
Kit & Passport Check	Mon 17th and Tue 18th October (TBC)	Oi Hockey Stadium (OHS) Main Pitch	All Day
Opening Ceremony	Tue 18th October	Oi Hockey Stadium (OHS) Main Pitch	3:00pm
Team Managers Meeting	Tue 18th October	Oi Hockey Stadium (OHS) Main Pitch	5:00pm (TBC)
Exhibition Match	Sun 23rd October	Oi Hockey Stadium (OHS) Main Pitch	5:30pm
Tournament Dinner	Fri 28th October	Meiji Kinenkan Garden	5:30pm
Closing Ceremony	Sat 29th October	Oi Hockey Stadium (OHS) Main Pitch	Post Match

Key Personnel

Position	Name
WMH President	Mr Glenn PATON
WMH Event Manager	Ms Ishbel DICKENS
Japan Masters President	Mr Junichi (Jimmy) SEKIYA
Japan Masters Secretary	Mr Kenji HAMANAKA
JHA Secretary General	Mr Nobuo ISHIKAWA
Tournament Director (TD)	Mr Kiyoshi SANA
Umpires Manager (UM)	Mr John HERON
WMH/JHA Liaison	Mr Kevin DEMPSTER
Visa Operations JHA	Mr Koichi UCHIYAMA
Venue & Equipment Manager	Mr Yoshiya KANNO
Field of Play Coordinator	Mr Yutaka HIRAO
Information/Media Manager	Mr Yoshimitsu UMEZAWA
Accommodation Manager	Mr Fusao SATO
Medical Services	Mr Takeo ARAI




COMPETITION & TRAINING - 1

Teams Competing

We have 27 teams, representing 12 countries, competing at this World Cup event.

There will be games taking place all day long over the ten days of the tournament on the two Olympic pitches at Oi Hockey Stadium.



Country/Team	O60	O65	O70	O75
Australia				
Canada				
England				
Ireland				
Italy				
Japan				
Malaysia				
Scotland				
Singapore				
South Africa				
USA				
Wales				
Japan SoM				
Alliance SoM				
Southern Cross				



COMPETITION & TRAINING - 4

Umpires and Technical Officials

The Technical Director and Umpire Manager will be each supported by several assistants, and we will have almost 50 umpires and officials working at the event, from across the world.

Technical Director

The TD for the Tokyo World Cup tournament is:
Mr Kiyoshi SANA (JPN)

Umpires Manager

The assigned UM is:
Mr John HERON (SCO)



VENUE INFORMATION – 1 (OHS – Overview from West)

Oi Hockey Stadium

The hockey competition will be held at Oi Hockey Stadium in Oi Central Seaside Park next to Tokyo Bay. This was the venue for the Olympic hockey in 2021 at the historic, postponed Tokyo Olympics. The nearest train station is OiKeibajo-Mae on the Tokyo Monorail and is about 10-15 minute walk **from** OHS.



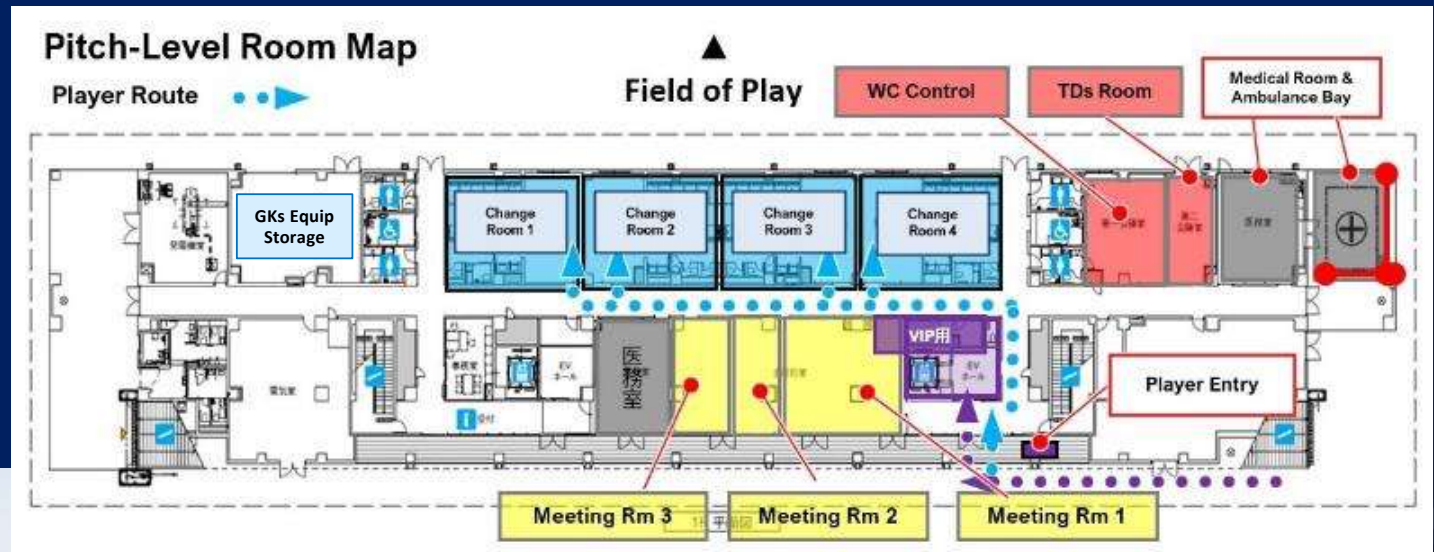
At Oi Hockey Stadium there are two Olympic-standard water-based pitches with the stand of the Main Pitch holding 2600 spectators, and the Sub Pitch stand holding 500 spectators. The two pitches are within the same park facility but separated by an area of baseball fields, requiring a walk of about five minutes or more from pitch to pitch. On some days members of the public will be using the other sporting facilities located within the park (baseball, tennis, dog-run), so we will often be sharing some of the pathways outside the pitch areas with local people.



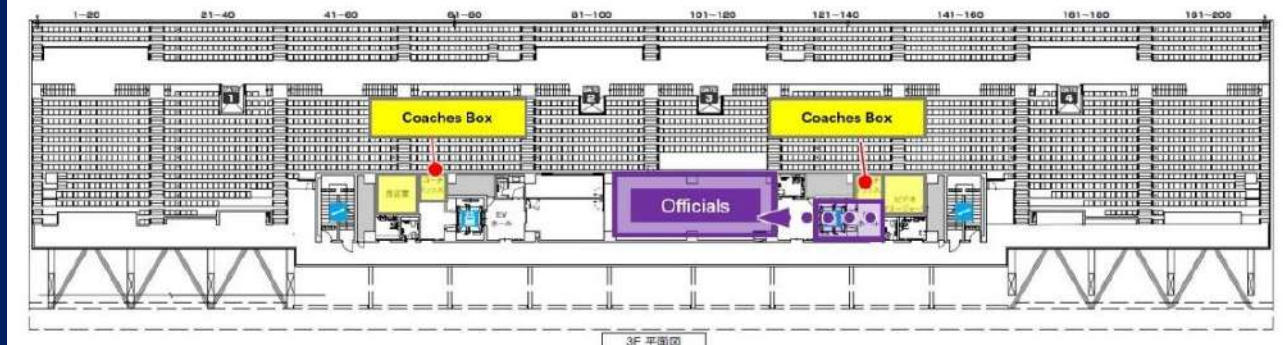
VENUE INFORMATION – 2 (OHS Venue Map – Eastern View)



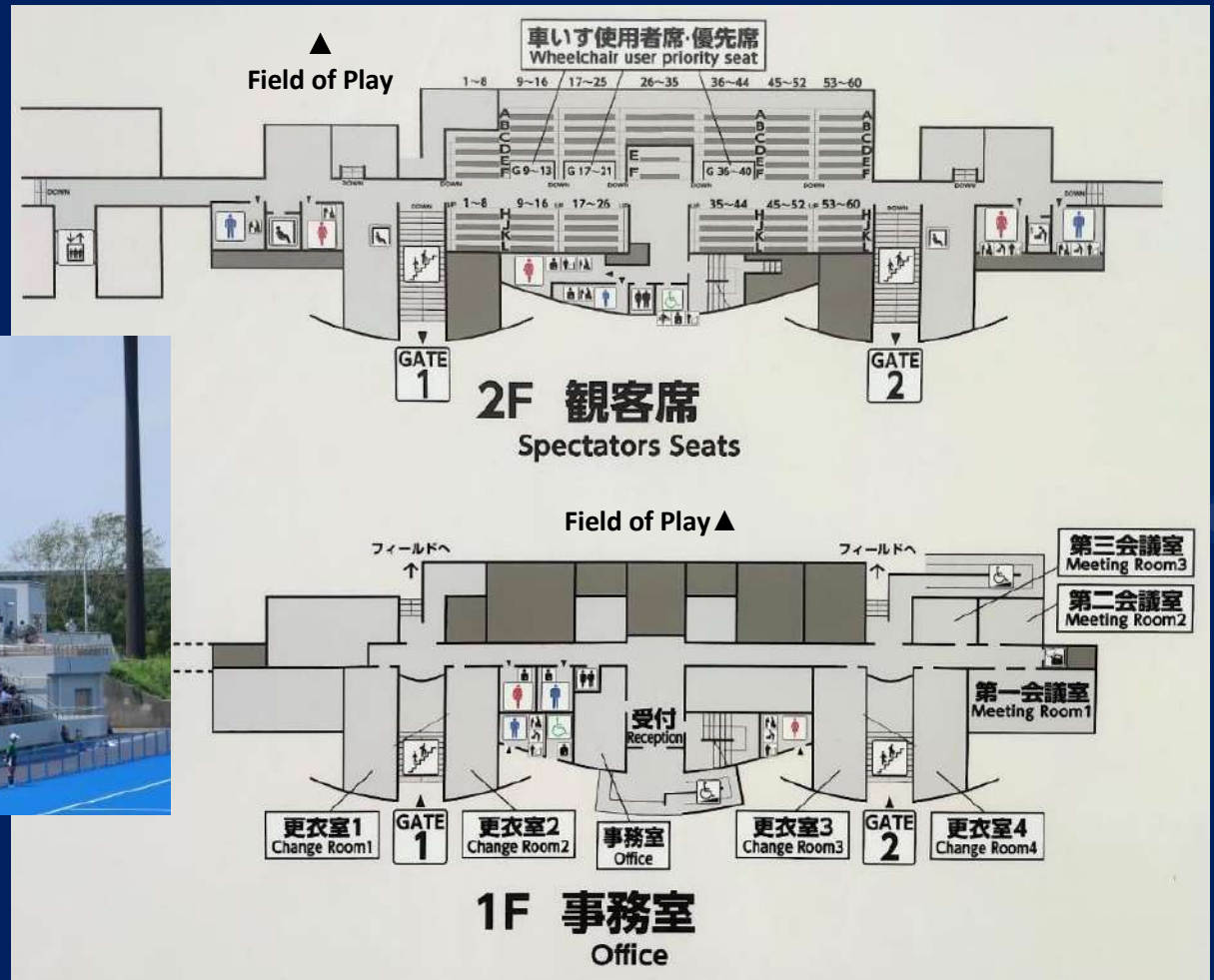
VENUE INFORMATION – 3 (OHS - Main Pitch Rooms)



Stand Upper-Level Rooms



VENUE INFORMATION – 4 (OHS - Sub Pitch Rooms)



TEAM INFORMATION – 1

Match Sheets and Information

The tournament will be using Altius as the core system for preparation of Team sheets and match information. WMH will provide teams with further information on how to use this system

Match Balls

All match balls will be provided. Teams are expected to provide their own training balls. If this is difficult for your team you can contact Tokyo HNOG. We may be able to help.

Training Sessions

Either of the two pitches can be booked at Oi Hockey Stadium for training on Monday 17th and Tuesday 18th October. This can be done via contacting Tokyo HNOG.

You will be able to make requests for training slots one week after the match schedule is released. Invitations will be sent to all teams soon after this date.



TEAM INFORMATION - 2

Changing Rooms

We have eight (8) dedicated changing rooms for the tournament. A schedule has been prepared to allow every team to have 45 mins before the game (until 30 mins before centre pass) and 45 mins after the game (from 15 mins after end of game). Your individual team schedule will be shared with you in October. We ask that you respect other teams and try to keep to the times allocated and to leave the changing rooms in a condition that you would wish to find them. All changing rooms have showers, toilets, a whiteboards, and an ice machine. The main pitch has a physio bench in each room.

Goalkeepers Equipment Room (TBC)

During the tournament, goalkeepers will be able to leave their equipment in a storage space under the one or both of the main stands. For security this storeroom will be monitored by volunteer staff. Teams will be allocated their own space in the room, and we ask that teams be considerate when sharing this room and leave it as tidy as possible. Teams can also leave other heavy/large equipment such as practice balls and/or storage boxes in the space.

Video Recording of Matches

There will be designated locations at each pitch from which teams can video. However permission must first be granted for this. Please contact Tokyo HNOOC. Mounting a GoPro on the fence behind the goal will probably be allowed.

Wi-Fi

Tokyo City has free Wi-Fi points available around the venue, but these have limited strength.

Connect to **FREE_Wi-Fi_and_TOKYO**



TEAM INFORMATION - 3

Team Liaison

Prior to the start of the tournament the main contact for team liaison is 000 0000 (TBC) who can be reached on 00000@gmail.com. At the start of the tournament each team will be allocated a Team Liaison Officer (TLO) who will be available to support you with any issues you may be facing. Your TLO will be in touch with you when you arrive in Tokyo.

Information Desk

There will be several tournament Information Desks – one at the entry each of the pitches, and at some team hotels.

Lost & Found

Please ask at the Information Desks

Catering at Oi Hockey Stadium

Food vans/trucks will be stationed at the stadium each day of the tournament, offering various types of food, including vegetarian and Halal. Drinks vending machines are also available in various locations around the venue.



TRANSPORT - 1

Getting to the Venue

The venue is easily accessible by public transport, especially with Tokyo's extensive system of trains and subways. Taxis are also readily available.

Train Access

The nearest train station is OiKeibajo-Mae on the Tokyo Monorail and is about 10–15 minute walk from the hockey stadium. The next nearest station is Tachiagawa Station on the JR Keikyu line which takes a 25-30 min walk.

Train Pass Cards

The easiest way of getting around on the trains and subways is with a pass card which you just tag on and off at the station entry gate. The 'Suica' card and 'Pasmo' cards are the most popular, and can be purchased (and recharged) at ticket machines near the entry gate. A new card costs ¥500, and can also be used like cash card at kiosks and vending machines.



TRANSPORT - 2

Local Taxi Companies

Taxis can be easily hailed from the roadside.

Some local taxi company numbers:

0000 0000 - +81 0000 000 000 (TBC)

0000 0000 - +81 0000 000 000 (TBC)

Venue Address

Oi Hockey Stadium 大井ふ頭中央海浜公園ホッケー競技場

Oi Futochuo Keihin Koen (Oi Park) 大井ふ頭中央海浜公園

4-1-9 Yashio, Shinagawa-ku, Tokyo 品川区八潮4丁目 1-19

Postcode 140-0003

Parking at OHS

Limited parking facilities are available at the hockey stadium sports park. Please see the map on Slide 12 for the two locations. The cost is ¥200-300 (TBC) per hour.



MEDICAL & HEALTH

Medical Facilities

Medical services will be provided in the medical room, near changing rooms at both pitches as well as a response team on the FOPs when required. These teams will be backed up by services at one designated hospital. Medical services will be managed by two Athlete Medical Advisors, one positioned at each pitch during competition.

Designated Hospital: (TBC)

Tokyo Medical and Dental University Medical Hospital
1-5-45 Yushima, Bunkyo-Ku, Tokyo
16.8 km approx 20 mins by car
Sports medicine, dentistry, etc.
(for more details please see hospital's English website)

Health & Safety - Emergency Information

The Event Management Plan contains procedures for a range of potential incidents. Full details can be found on the Event website at the following link: <https://OOOOOOOOOOO> (TBC) . The procedures cover the following areas: Suspicious packages, Lost children or vulnerable adults, Major incident and evacuation plans.

In case of a major incident the Emergency Rendezvous Point is on the Hockey Pitches themselves (TBC). The areas will be signposted. In case of emergency Event Management will use the venue speakers to direct people to the appropriate place.



DIGITAL INFORMATION

Event Website

Our website is updated on a regular basis with information on the tournament and also new offers and ideas for how to make the most of your time in Tokyo. Please check in regularly to see developments before the tournament. You can also access additional services and activities that need pre-booking.

<https://mhwc2022tokyo.com/>

Social Media

The Tokyo event will be posting on the WMH Facebook site as well as Twitter and Instagram. Please let us know when you have an update on your team. We would love to hear how your preparations are going.

Match Streaming (TBC)

During the Event a number of the games will be streamed (TBC) with live commentary (TBC). The schedule for streaming will be posted on the website with the link for access

Tokyo Event Logo

The event logo in all forms and formats is the property of the organising committee, its partners and sponsors. The logo can only be used on approved clothing. This will be strictly enforced. Please address any approval requests to the Tokyo HNOG.



SOCIAL & ADDITIONAL ACTIVITIES - 1

Tournament Dinner

We are delighted that Japan Masters Hockey will be hosting the Tournament Dinner on Friday 28th October. You will be receiving a separate invite to this event. Please ensure that each of your Team Managers have received this information

The event will start at 5:30pm and will be held at Meiji Kinenkan Garden in central Tokyo. Further details to come.

Opening & Closing Ceremonies

The tournament will be formally opened on Tuesday 18th October. The ceremony will take place on the Main Pitch at 3pm at OHS. Squads are expected to be represented to formally open the tournament.

Following completion of the last final, the tournament will be formally closed in a ceremony hosted by World Masters Hockey and Japan Masters Hockey. This will take place on Saturday 29th October on the Main Pitch at OHC from 6.30pm (TBC)



SOCIAL & ADDITIONAL ACTIVITIES - 2

Exhibition Matches

We are planning a number of exhibition matches at OHS during the tournament to promote hockey in Japan. Two of the main objectives is to promote a healthy lifestyle for older members of the community through masters hockey, and to encourage people to take up hockey.

Master vs Juniors

Saturday 22nd October at OHS. We will be inviting a group of masters players for a match against a local junior team from Tokyo

Over 80s 'International' (TBC)

Saturday 22nd October at OHS (TBC). The Japan O/80s team will be inviting a group of the oldest masters players at the World Cup for an international friendly.

National Club Championship

On Saturday 15th and Sunday 16th October OHS will also be hosting Japan's National Club Championship so please feel free to come and watch some of Japan's best players in action!



ACCOMMODATION & TRAVEL - 2

Tokyo Airports

For international travellers flying into Japan, Tokyo has two international airports – Narita & Haneda. Both of these airports are well serviced by transport facilities into downtown Tokyo.

Distance and time from airport by train to central Tokyo:

Narita Airport – 70km in 60 mins (Direct train)

Haneda Airport – 20km in 30 mins (One train change)

Narita is larger with more facilities and more international airlines. Limousine express buses are also available from each airport, and take about the same time.

Further information can be found on the airport websites:

Narita : <https://www.narita-airport.jp/en/access>

Haneda : <https://tokyo-haneda.com/en/access/index.html>

Japan Rail Pass (Being Confirmed)

If you plan to travel around Japan during your visit for the World Cup, the best way to get around is by the super-express 'Bullet Train'. So it is highly recommended that you purchase a 'Japan Rail Pass', because it can save you a lot of money. The Rail Pass is available for one-week, two-week, or three-week periods. The cost of a one-week pass is about the same as a round-trip ticket from Tokyo to Kyoto, but you would then have the cost-free option of travelling ANYWHERE else in Japan, and on many local lines and buses too – not only bullet trains. A voucher for a Rail Pass needs to be purchased from a travel agent in your home country before coming to Japan. More information can be found at :

<https://japanrailpass.net/en/>



SIGHTSEEING - 1

Tokyo City

The largest metropolis in the world, with its unique contrasts in ancient and modern architecture – including temples and gardens, and the Emperor's Palace. Climb Tokyo Skytree or cross Rainbow Bridge on a driverless train. Then Tokyo really comes alive at night with its spectacular neon streets. Exploring is easy with Tokyo's extensive system of trains and subways.



SIGHTSEEING - 2

Tokyo's Surrounding Areas

There are some great day-trips outside of Tokyo. Head to Tokyo Disneyland in nearby Chiba prefecture, or see the giant Gundam robot in action in neighbouring Yokohama City. Visit the Cup Noodles Museum there too. Further away you might get a glimpse of Fuji-san in Hakone. Then there is the majestic big Buddha in Kamakura. To the north there is Nikko with it's incredible decorative temples and gorgeous waterfall. Enjoy!



SIGHTSEEING - 3

Shinagawa City – Home of the Olympic Hockey Stadium

OHS is located within the Tokyo city ward called Shinagawa. As an important stopover from Tokyo on one of Japan’s main travel routes, the Shinagawa area was historically a busy hub for travellers and merchants. Nearby Tokyo Bay also provided water traffic and seafood resources. Even today there are still remnants of this history, including famous temples and shrines, and a few old shops and inns.

Local tourist services can offer a number of cultural ‘experiences’ including bay-cruising on a traditional ‘dinner-boat’, a Buddhist zazen session, tea ceremony, lacquer-ware or traditional sweets-making. Please contact Tokyo HNOG if you would like more information.



SIGHTSEEING - 4

Shinagawa - Home of Hockey.... And Horse Racing!

The area near the hockey stadium is also very famous among Tokyo people for it's horse racing venue - Oi Keibajo. There aren't any actual races while the World Cup is on, but you can still enjoy the well-known colourful night-time illuminations at the track (Sat Oct 22nd & Sun 23rd Oct)



GENERAL INFORMATION - 1

Weather & Temperatures in October

Autumn is the best time of year to visit Japan, with very comfortable temperatures. You will only need a light jacket for cooler days. Predictions are that this October may be a little wetter than usual so bring a fold-up umbrella just in case. Also bring a hat, sunscreen, and sunglasses for the sunnier days.

Electricity and Sockets

The voltage in Japan is 100V while the frequency is 50Hz/60Hz in Japan and 50Hz in Tokyo. The sockets, as illustrated, will be used in all buildings and are compatible with A type plugs (the type with a two flat pins). Multiregion adaptors will be available to purchase at nearby convenience stores. Foreign appliances will most likely require adapters and/or transformers.

Tap water

Tokyo's tap water is completely safe to drink and conforms to strict quality regulations. Bottled water is also available at convenience stores and out of the seemingly endless number of vending machines.

Language

Standard Japanese is the main language in Japan, but Tokyo is becoming a much more foreigner-friendly city. Especially in the major tourist areas, English can be generally understood.



GENERAL INFORMATION – 2

Money

The yen (JPY, ¥) is the currency of Japan. Bills come in denominations of 10,000, 5,000, 2,000, and 1,000, although 2,000 bills are rare. Coins come in denominations of 500, 100, 50, 10, 5 and 1.

Banks and ATMs

If you want to withdraw money from your own account in yen, many international banks have at least one Tokyo branch, so check beforehand if yours does. Most major Japanese banks now accept international cards at their ATMs, as do the Japan Post Bank ATMs found in post offices. ATMs can also be found inside most convenience stores and shopping centres.

Changing money

Money can be exchanged at currency exchange counters located mainly at banks, post offices, hotels and airports.

Credit cards

Most major credit cards are accepted at major stores and facilities. When checking in to a hotel, they serve as identification in lieu of a cash deposit. Note, however, that some facilities do not accept credit cards at all, and others may accept only certain types, so carry some cash at all times.

Tipping

There is no tipping culture in Tokyo, so the final bill you receive at cafes, bars and restaurants is the final price that you need to pay. In some restaurants, a fixed percentage service charge is added to the bill.



GENERAL INFORMATION – 3

Free Wi-Fi Services

Free Wi-Fi is becoming increasingly available throughout the city. Many major hotels, coffee shops, restaurants and public facilities offer a free Wi-Fi service. However, for guaranteed internet access wherever you roam, pocket- Wi-Fi devices are available for rent from kiosks at the airport or pick up a travel sim to fit into your existing phone.

Tokyo Free Wi-Fi

Where: Around Tokyo

How: Select the 'FREE_Wi-Fi_and_TOKYO' SSID, launch your web browser, tap "Access the Internet here" and follow the instructions on the screen.

Metro Free Wi-Fi + Toei Subway Free Wi-Fi

Where: 210 subway stations in Tokyo

How: Select the 'Metro_Free_Wi-Fi' or 'Toei_Subway_Free_Wi-Fi' SSID, launch your web browser, and follow the instructions on the screen.

Telephone Services

The country code for Japan is 81. When calling from outside of Japan, dial the international dialling access code, which differs by country, then dial 81.



GENERAL INFORMATION - 4

Emergency phone numbers

If you find yourself in need of assistance, dial the appropriate number from below:

Police 110

Police (English) 03-3501-0110

Fire emergency/ Ambulance 119

Tokyo Metropolitan Medical Institution Information (09:00-20:00) 03-5285-8181

The Japan Helpline (24-hour all-round emergency assistance) 0570-000-911

Local Police stations

On many street corners, small police boxes - known locally as 'Koban', support the local area. Drop in for directions, lost and found, or any traffic related incidents.



SPONSORS

Be sure to support our Tournament Sponsors & Partners



Shinagawa City
品川区



THANK YOU!

We look forward to
seeing you in Tokyo

